

* REMOVE ORGANIC MATERIAL AND SCARIFY SUBGRADE PRIOR TO PLACEMENT OF SANDFILL

* INSTALL DISTRIBUTION PIPES WITH UNIFORM DOWNWARD SLOPE FROM INLET WITH A DROP OF 30mm FOR EACH 10m OF THE

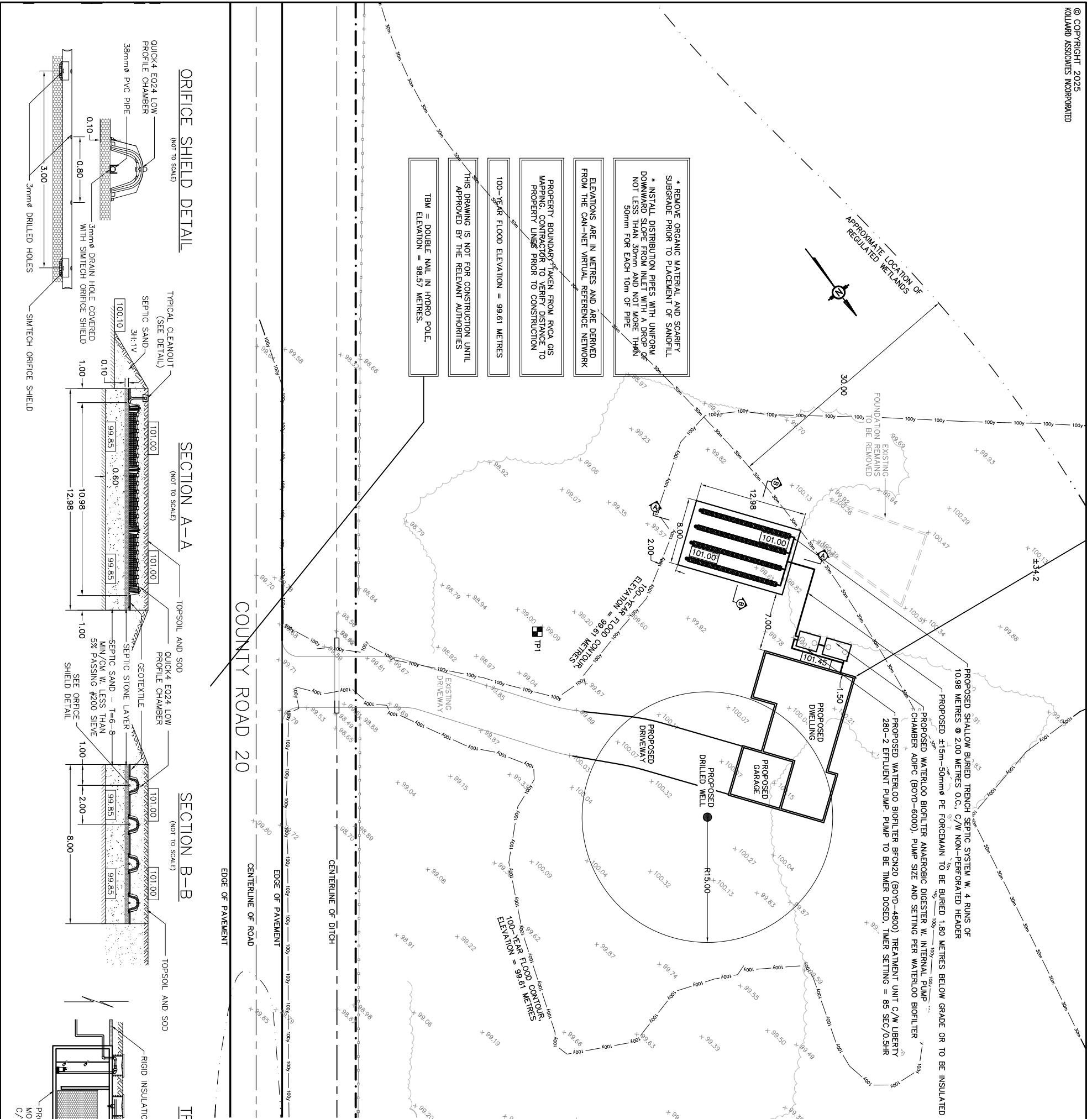
ELEVATIONS ARE IN METRES AND ARE DERIVED FROM THE CAN-NET VIRTUAL REFERENCE NETWORK

PROPERTY BOUNDARY TAKEN FROM ROCK GIS MAPPING. CONTRACTOR TO VERIFY DISTANCE TO PROPERTY LINES PRIOR TO CONSTRUCTION

100-YEAR FLOOD ELEVATION = 99.61 METRES


THIS DRAWING IS NOT FOR CONSTRUCTION UNTIL APPROVED BY THE RELEVANT AUTHORITIES

TBM = DOUBLE NAIL IN HYDRO POLE.
ELEVATION = 98.57 METRES.

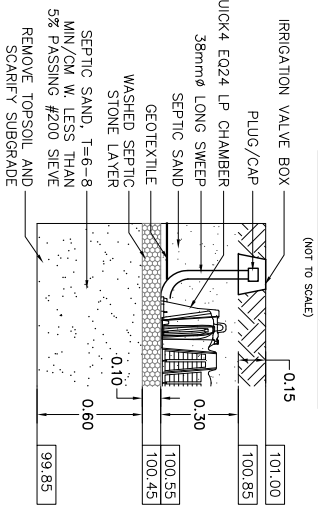


LEGEND

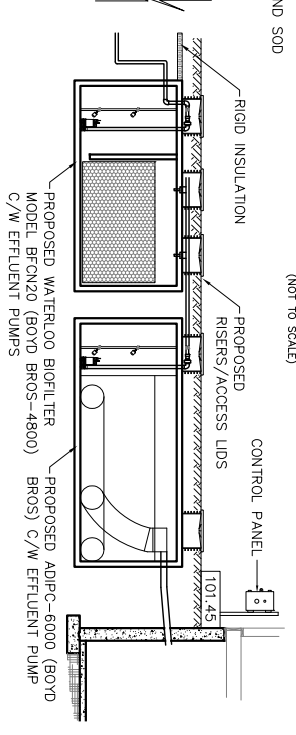
XXXXXX	EXISTING ELEVATIONS
□XXX	PROPOSED ELEVATIONS
■	TEST PIT LOCATION
---	SEPTIC BED OUTLINE
---	PERFORATED PVC PIPE
---	SOLID PVC PIPE
HP	HYDRO POLE
HP	TEMPORARY BENCHMARK



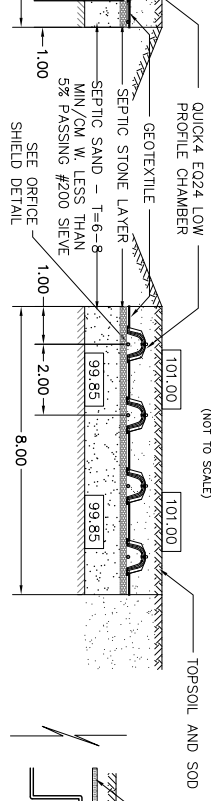
CLEANOUT DETAIL
(NOT TO SCALE)



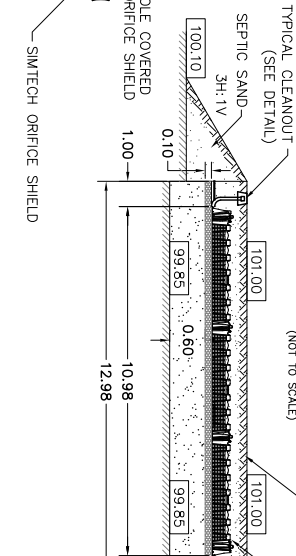
TREATMENT UNITS
(NOT TO SCALE)



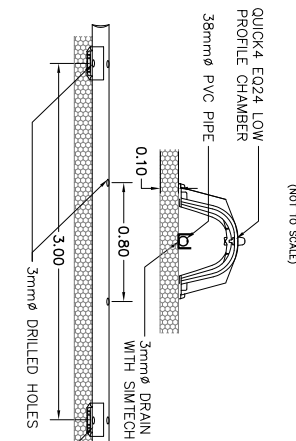
SECTION B-B
(NOT TO SCALE)



SECTION A-A
(NOT TO SCALE)



ORIFICE SHIELD DETAIL
(NOT TO SCALE)



CONSTRUCTION NOTES:

- All dimensions and elevations are in metres. Do not scale drawing.
- This drawing is not a legal survey, a utility plan or a site plan and is for septic purposes only.
- TBM = Double nail in hydro pole, elevation = 98.57 metres.
- This drawing cannot be accepted as acknowledging all of the utilities, and it will be the responsibility of the user to contact the respective utility authorities for confirmation.
- This drawing is not for construction until approved by the relevant authorities.
- The sewage system envelope (leaching bed) as identified on the drawing must be maintained free of the deposit or disposal of any materials, structures, or equipment other than the material or equipment required for the construction of the leaching bed within the sewage system envelope.
- Topsoil (rootrot (organics)) to be removed from bed area and exposed subgrade. No wheeled vehicles to be allowed in leaching bed area.
- Percolation rate of any imported sand for bed to be 6 to 8 min/cm, with < 5% passing the #200 (0.080 mm) sieve.
- Stone layer to be washed septic stone, free of fine material, with gradation conforming to OBC table 8.7.3.3.A.
- The septic system leaching bed is to be graded to provide positive drainage away from the septic system and treated with 75 to 100 mm permeable topsoil and seed. Grass growth is to be established.
- The following are not to be connected to the septic system: Water softener, swimming pool or filter system backwash, sump pump discharge.
- ABC septic system to be installed in accordance with the 13. Septic tank to meet criteria described in the OBC.
- No silty clay or clayey or silty material to be placed around or over leaching bed, to this design must be approved by Kollaard Associates Incorporated.
- All changes to this design must be verified and approved by Kollaard Associates Incorporated.
- Minimum clearance from treatment unit to:
 - * structure = 1.5m
 - * property line = 3m
 - * drilled well = 15m
- Minimum clearance from distribution piping to:
 - * structure = 9m
 - * property line = 7m
 - * drilled well = 19m

REV. NUMBER	DATE	DESCRIPTION	
5.	PV	JAN 29/25	AS PER NORTH GREENVILLE
4.	PV	JAN 27/25	AS PER RVCA
3.	AKM	DEC 9/24	AS PER RVCA
2.	PV	AUG 26/24	AS PER NORTH GREENVILLE
1.	PV	FEB 7/24	AS PER RVCA

CLIENT: GELEYNSE EARTHWORKS

DRAWING: PROPOSED SEPTIC DESIGN PLAN

LOCATION: 1001 COUNTY ROAD 20
LOT 9, CONC. 8,
OXFORD,
MUNICIPALITY OF NORTH GREENVILLE

DESIGNED BY: PV
DATE: JAN 9, 2024

DRAWN BY: PV
SCALE: 1:500

KOLLAARD FILE NUMBER: 200961

Kollaard Associates Engineers
(613) 860-0923
210 PRESCOTT STREET
PO BOX 189
KEMPVILLE ONTARIO
www.kollaard.ca
info@kollaard.ca